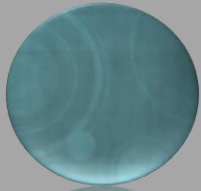


facility name

address



# STORMWATER POLLUTION PREVENTION

# MS4



site-specific training



# Good Housekeeping & Spill Prevention

BMP



Best Management Practice

# Housekeeping Problem Areas

1

Outdoor Area / *location*  
Salt Shed

*Problem: When you load trucks  
clean up all spillage*

2

Outdoor Area / *location*  
Fuel Island

*Problem: Keep Nozzle up, do not  
turn pump on till nozzle is in tank,  
do not over flow tank, clean up any  
spills*



# Housekeeping Problem Areas

3

## Dumpster Areas

*Problem: Clean up missed trash, do not over flow, no liquids in dumpster, keep lid closed*

4

## Stock Piles

*Problem: Clean up spillage, put back in pile; make sure silt fence is up*



# Spill Prevention

1

## Fuel Area

*Solution: Keep Nozzle up, do not turn pump on till nozzle is in tank, do not over flow tank, clean up any spills*

2

## All outdoor areas

*Solution: If something is leaking, get spill pan, put under leak, clean up leak area*



# Spill Control & Response

BMP



Best Management Practice

# Spill Notification

**Mike Donahue**

**Supervisor**

*Phone: 607-669-4323*

*Cell: 607-343-1149*

*Material: Any*

**Nick Pappas**

**Code Enforcement**

*Phone: 607-772-0357*

*Cell: 607-343-3564*

*Material: Any*



# Spill Notification

**Mike Vascello**

**Deputy**

*Phone: 607-669-4323*

*Cell: 607-343-6342*

*Material: Any*

**Nadine Pappas**

**Secretary**

*Phone: 607-669-4323*

*Cell:*

*Material: Any*





# Spill Response Equipment

## ***Equipment***

<b>1</b>	Spill kits <i>contents: Speedy Dry, Broom, Dust Pan</i>
<b>2</b>	Absorbents / booms <i>type: Speedy Dry, Absorb Pads</i>
<b>3</b>	Overpack drums <i>size(s): 55 gallons</i>
<b>4</b>	Alarms <i>guidelines: Notify Supervisor</i>

## ***Location***

<b>1</b>	<i>By Fuel Tank</i>
<b>2</b>	<i>Various Locations in Garage</i>
<b>3</b>	<i>Outback</i>
<b>4</b>	<i>Water/oil separator and burglar/fire alarm panel</i>



# Hazardous Materials Spills

## ***Hazardous Material***

## ***Equipment and Procedure***

## ***Limits or Training***

1	Gas/ Fuel Oil	1	Put Speedy Dry on leak, clean up. If big leak, call Broome County Hazmat.	1	Spill size
	<i>Mike Donahue</i>				<i>Training</i>
2	Asphalt and Road Oil	2	Don't touch it.	2	Spill size
	<i>Mike Donahue</i>				<i>HazMat only</i>
3	Lubricants and Chemicals	3	Read directions on containers	3	Spill size
	<i>Mike Donahue</i>				<i>Training</i>

# Vehicle Fueling


BMP



Best Management Practice

# Vehicle Fueling Instructions

Fuel Island 1	
<ul style="list-style-type: none"><li>• <i>Practices or restrictions</i></li></ul>	<i>Details: Keep nozzle up, put nozzle in tank before beginning, do not overflow</i>
<ul style="list-style-type: none"><li>• <i>Emergency shut-off switch</i></li></ul>	<i>Location: Boiler Room Exit Door</i>
<ul style="list-style-type: none"><li>• <i>Special measures</i></li></ul>	<i>Details: Shut Fuel Off</i>
<ul style="list-style-type: none"><li>• <i>Spill response kit(s)</i></li></ul>	<i>Location: By Diesel Pump</i>
<ul style="list-style-type: none"><li>• <i>Spill clean-up</i></li></ul>	<i>Details: Large Spills call HazMat, small spills, speedy dry</i>



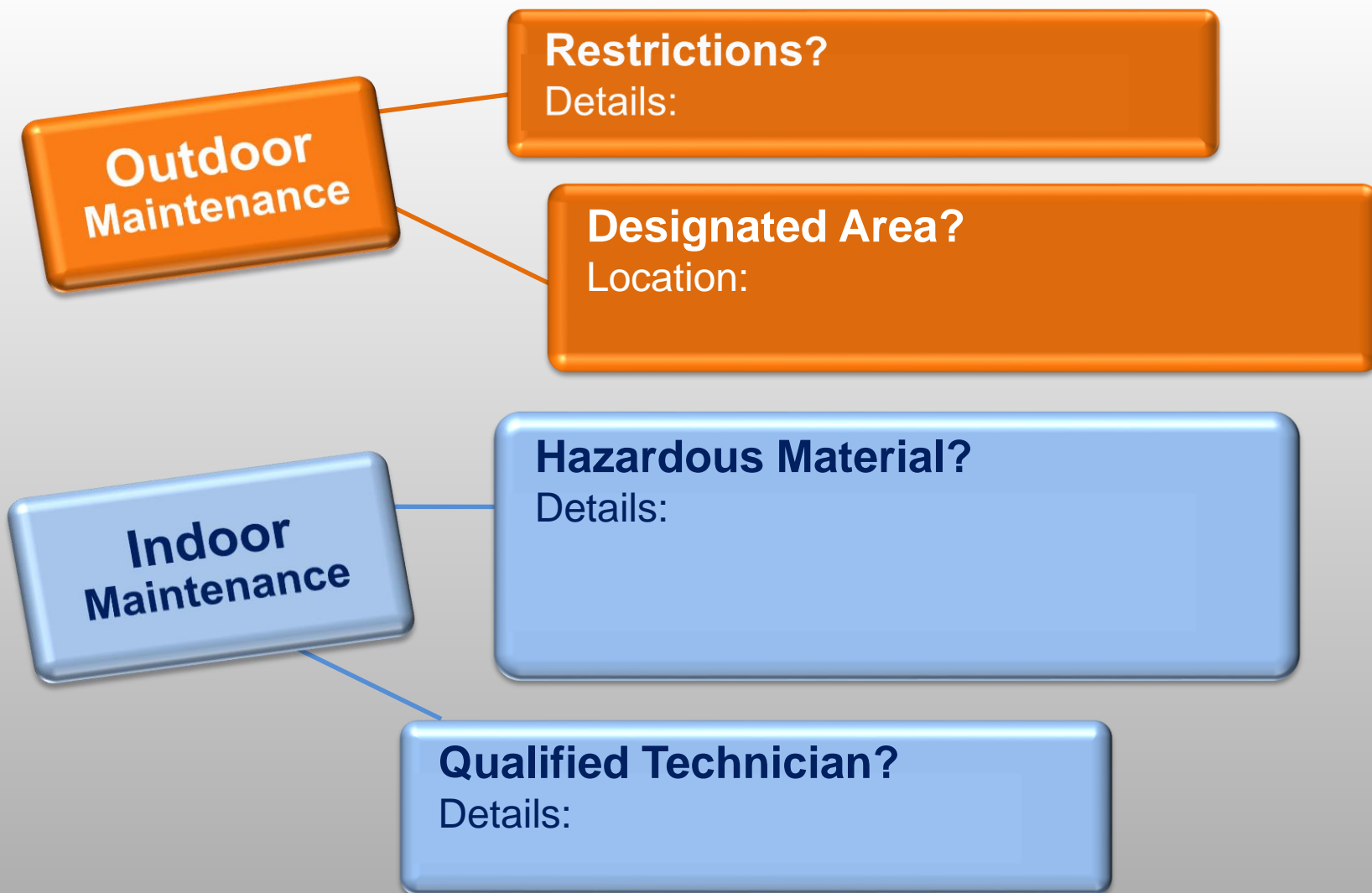
# Vehicle & Equipment Maintenance

BMP



Best Management Practice

# Vehicle & Equipment Maintenance



# Vehicle & Equipment Washing


BMP



Best Management Practice

# Vehicle & Equipment Washing

<b>1</b>	<b>Vehicle Wash Areas</b>
<i>a</i>	Bay 2
<i>b</i>	
<b>2</b>	<b>Equipment Wash Areas</b>
<i>a</i>	Bay 2
<i>b</i>	
<b>3</b>	<b>Other Wash Areas</b>
<i>a</i>	Rinse only outside
<i>b</i>	





# Vehicle & Equipment Washing

4	Cleaners or Solvents
a	
b	
5	Restrictions?
a	
b	
6	Scheduling Recommendations
a	
b	



# Materials Management

BMP



Best Management Practice

# May **Not** Be Stored Outdoors



Salt	1
Sand	2
Chemicals	3
Lubricants	4
Paint	5
Solvents	6
	7

# Waste Management

BMP



Best Management Practice

# Waste Receptacles

## Problem Areas

*Location: Dumpster near Road*

*Location: Dumpster near Creek*

*Location:*

*Location:*

## Solution(s)

1. *Set up barriers for rain water runoff*
2. *Close lid*
- 3.
- 4.



# Uncontainerized Wastes

## Problem Areas

*Location: Area around salt/sand storage- make sure to sweep up after loading and storing*

*Location: Pump area- clean up spills made while fueling*

*Location:*

*Location:*



# Municipal Facility Maintenance

BMP



Best Management Practice

# Municipal Facility Maintenance

---

## ***Facility***

1	Municipal Site (Garage) <i>865 Hawleyton Rd</i>
2	Felters Rd Pump Station <i>Felters Road</i>
3	Powers Rd Pump Station <i>Powers Road</i>
4	

## ***Protection Measures***

1	<i>detail: Keep storage areas clean, clean spills, use bmps</i>
2	<i>detail: Inspect regularly</i>
3	<i>detail: Inspect regularly</i>
4	<i>detail:</i>



# Parking Lots & Street Cleaning

BMP



Best Management Practice

# Street Sweeping

## General Schedule

*Details:*

*March 15<sup>th</sup>- October 15<sup>th</sup>  
-for all roads*

contact: Mike Donahue

## Special Areas

*Details:*

*-after a road is stone and oiled  
-after maintenance is done on  
a road*

contact: Mike Donahue



# Street Sweeping Wastes

## Approved disposal area(s)

1. *Town of Binghamton Stock Pile (Hance Road)*
- 2.

contact: Mike Donahue

## Special procedures

### *Details:*

- Dump in designated area only*
- Fully clean out sweeper*

contact: Mike Donahue



# Storm Drain System Cleaning

BMP



Best Management Practice

# Vactor/Eductor Truck Operation

1

Procedure: When cleaning catch basins always be aware of oil or other debris that could cause environmental damage.

2

Procedure: If you have concerns about what is in the catch basin call the supervisor.

3

Special Procedure: Dump site is the Hance Road storage area.



# Landscaping & Grounds Maintenance

BMP



Best Management Practice

# Landscaping Wastes



## Disposal instructions

1

*detail: all waste should be taken to Hance Road site*

## Composting

2

*detail: leaves to be dumped in signal pile and turned for composting*

# Working Over or Near Surface Waters

BMP



Best Management Practice



# Working Over or Near Surface Waters

1 Highway Garage/ *Hawleyton Rd*

*problem: silt and salt runoff into creek*

2 Bridge/ *Maxian Rd*


*problem: silt and salt runoff into creek*

3 Bridge/ *Hance Rd*

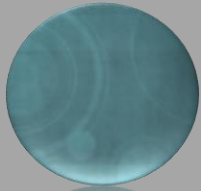
*problem: silt and salt runoff into creek*

4 Bridge / *Acline Rd*

*problem: silt and salt runoff into creek*



end of slideshow



# STORMWATER POLLUTION PREVENTION

# MS4

© 2012 Excal Visual LLP



site-specific training

